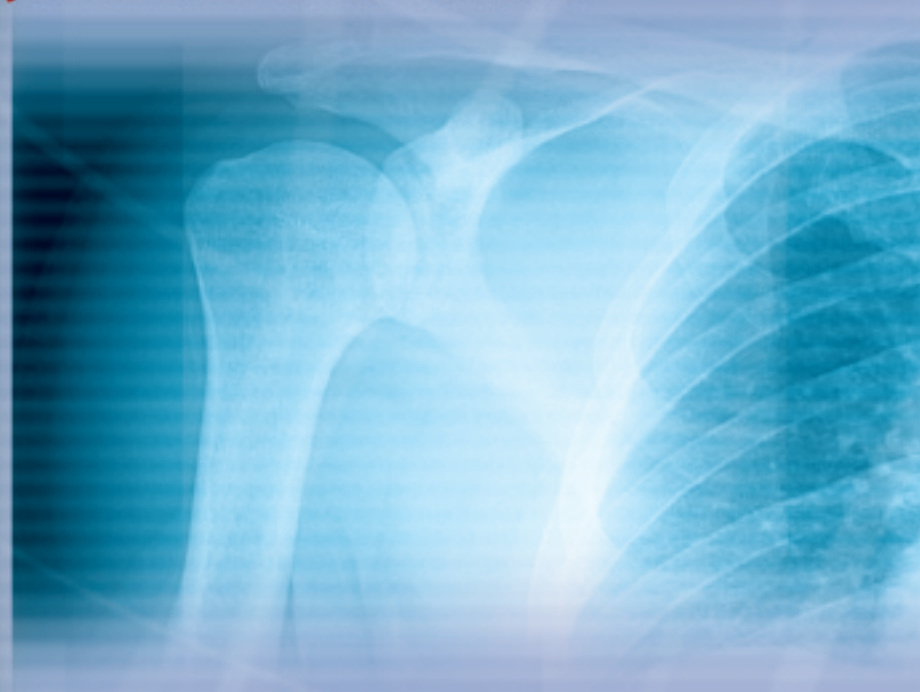






# Final Program 5<sup>th</sup> International Shoulder Course June 19-21, 2008, Villach, Austria



ISC presented by:



Supported by:



## Invited Lectures / Lunch Workshops / Credits

### Organizing Committee:

G. Lajtai / F. Unger / G. Aitzetmüller / B. Jost

Updated News and Registration:

[www.shoulder.org](http://www.shoulder.org)

or on-site at the Congress

ISC Executive Committee:

Phone +41 44 396 80 40

Fax +41 44 396 80 41

E-mail [info@shoulder.org](mailto:info@shoulder.org)

Organization and realization of Medical Congresses  
Executive Office  
For Medical Societies  
[info@medcongress.ch](mailto:info@medcongress.ch)

[www.medcongress.ch](http://www.medcongress.ch)



# What about some interesting Workshops?

## Workshops

### Thursday, June 19

12:15 – 13:45

**ZIMMER** Gottfried-v.-Einem Nord  
Implanting trust-the Anatomical Shoulder System

**STORZ** Gottfried-v.-Einem Süd  
Minimal Invasive AC joint reconstruction:MINAR.  
Prof.W.Petersen / Dr.Thore Zantop

**DEPUY MITEK** Drau 1 + 2  
Inverse + anatomische Schulterprothesen: Die nächste  
Generation  
L. Seebauer / H.P.Tschallener

### Friday, June 20

12:15 – 13:45

**STORZ** Gottfried-v.-Einem Süd  
Instability – Tips and Tricks

C. Gerber / G. Lajtai

**SMITH & NEPHEW** Gottfried-v.-Einem Nord  
Technique and Early Results with a Modular Shoulder Concept  
Dr. Christoph Spormann

**DEPUY MITEK** Drau 1 + 2  
Double Row vs. Single Row: Die arthroskopische Versorgung von  
Rotorenmanschettendefekten.

J. Leuzinger / F. Unger

**ARTHREX** Galerie Draublick  
Eclipse-Prothese: schafffreie Schulterprothese  
S. Lichtenberg

## Program

### Wednesday, June 18

19:00 – 20:30

**Registration open at the congress center**

19:30

**Welcome Apéritif** Congress Center (Ground floor)

### Thursday, June 19

08:00 – 08:10

**Welcome Address**

Lajtai

08:10 – 08:30

**Guest Lecture:** From Péan to Grammont or from wood  
to inverted.The history of shoulder arthroplasty;

C. Gerber

### Session I

**From Anatomy to Surgery.What you have to know to approach a  
Shoulder Problem. Chairmen: Aitzetmüller, Seebauer**

08:30 – 09:30

MR anatomy of the shoulder  
Shoulder anatomy and clinical examination  
Arthroscopic anatomy  
Patient positioning and approaches  
in open and arthroscopic surgery

Pfirrmann  
Lajtai  
Unger

09:30 – 09:40

Discussion

Ambacher

09:40 – 10:00

Coffee Break

WORKSHOPS / PROGRAM



## 3 days of scientific highlights

### Session II

10:00 – 11:45

#### Trauma: Proximal Humerus Fractures. Chairmen: C. Gerber, Nyffeler

Complications of humeral head fractures Wambacher

Intramedullary fixation (Helix Wire) of proximal humerus fractures

Genelin

The role of locking plates in proximal humerus fractures

Pirkl

The role of fracture prosthesis

Fialka

Local BMD measurements CT-based in a clinical setup:

Does it alter our clinical decision making?

Kralinger

Is there a place of reversed shoulder arthroplasty in acute proximal humerus fractures?

Seebauer

Management of instability in reversed shoulder arthroplasty

Seebauer

11:45 – 12:00

Discussion

12:15 – 13:45

Workshop s/ Lunch

### Session III

14:00 – 15:15

#### Trauma of the Shoulder Girdle: Glenoid, AC-Joint, Clavicular. Chairmen: Jost, Genelin

Treatment of glenoid fractures. When and how?

Lajtai

Treatment of midshaft clavicular fractures

A. Gerber

Treatment of lateral clavicular fractures

Nyffeler

Treatment of AC-joint dislocations:

Minimal invasive AC-joint reconstruction

Scheibel

Clinical value of high resolution MRI of the AC-joint

Fialka

15:15 – 15:30

Discussion

15:30 – 16:00

Coffee Break

### Session IV

16:00 – 17:45

#### Shoulder Instability. Chairmen: Pirkl, Leuzinger

Imaging of shoulder instability

Pfrrmann

Arthroscopic anterior stabilization

Lajtai

Treatment strategies for anteroinferior glenoid rim defects

Scheibel

Rotator interval closing in shoulder instability: why?-when?

Technique

Ambacher

The Latarjet procedure: open or arthroscopic?

Toussaint

Posterior shoulder instability

Porcellini

Rehabilitation after shoulder stabilization

Neubauer

17:45 – 18:00

Discussion

19:30

#### Faculty Dinner Velden

20:45

Live transmission of a 1/4-Final EURO 2008 with special attractions and special guests

## Friday, June 20

### Session V

08:15 – 09:45

#### Rotator Cuff I. Chairmen: Lichtenberg, Fialka

The use of imaging to assess the muscle quality of the rotator cuff

Pfrrmann

Scientific basis of rotator cuff tears and repairs

Zumstein

Arthroscopic repair for beginners

Unger

Arthroscopic repair of rotator cuff tears. Single or double row?

Toussaint

Arthroscopic repair of massive rotator cuff tears after shoulder dislocation

Leuzinger

Rehabilitation after rotator cuff repair

Neubauer

09:45 – 10:15

Discussion

10:15 – 10:45

Coffee Break

### Session VI

10:45 – 11:45

#### Rotator Cuff II and Biceps Tendon. Chairmen: Zumstein, Toussaint

Arthroscopic repair of partial supraspinatus tears (PASTA Repair)

C. Gerber

Arthroscopic repair of subscapularis tears

Lichtenberg



## Up to date in international shoulder medicine

11:45 – 12:00	Biceps instability in rotator cuff tears	Jost
12:15 – 13:45	SLAP: how to treat when Discussion Workshops / Lunch	Aitzetmüller
<b>Session VII</b>	<b>Rotator Cuff III. Chairmen: Unger, Scheibel</b>	
14:00 – 15:15	Natural history of asymptomatic rotator cuff tears Outcome after rotator cuff repair in elderly patients Arthroscopic debridement for irreparable tears: does it work? Scaffolds in rotator cuff repair Muscle transfers for irreparable tears	Ambacher Leuzinger Jost Zumstein A. Gerber
15:15 – 15:30	Discussion	
15:30 – 16:00	Coffee Break	
<b>Session VIII</b>	<b>Shoulder Problem Cases presented by the Faculty. Chairmen: Lajtai, Aitzetmüller, Unger, Jost</b>	
16:00 – 17:30	6 Cases: 5 minutes for presentation and 10 minutes for discussion	
17:30 – 17:45	Discussion	
19:30	<b>Congress Dinner</b> supported by the Mayor of Villach and Euro 08 Live transmission 1/4 Final	

### Saturday, June 21

<b>Session IX</b>	<b>Shoulder Arthroplasty. Chairmen: Anderl, Porcellini</b>	
08:15 – 09:30	Shoulder arthroplasty: what do we need to know before surgery? Semi or total shoulder arthroplasty (Anatomical) Humeral fixation: Resurfacing (Epoca) Humeral fixation: Metaphysis (Eclipse) Humeral fixation: Metaphysis (TESS)	Nyffeler C. Gerber Wambacher Lichtenberg Toussaint
09:30 – 09:45	Discussion	
09:45 – 10:15	Coffee Break	
<b>Session X</b>	<b>Shoulder Arthroplasty: Reversed/Inversed. Chairmen: Wambacher, A. Gerber</b>	
10:15 – 11:30	Biomechanical rationale for inversed shoulder arthroplasty Indication for inversed shoulder arthroplasty Oversized glenoid as an alternative to inversed shoulder arthroplasty Inversed shoulder arthroplasty and latissimus dorsi transfer Rehabilitation after shoulder arthroplasty	Nyffeler Anderl Kralinger C. Gerber Neubauer
11:30 – 12:00	Discussion	
12:15 – 13:45	Workshops / Lunch	
<b>Session XI</b>	<b>Complications after Shoulder Surgery. Chairmen: C. Gerber, Kralinger</b>	
14:00 – 15:00	Decision making and treatment in shoulder stiffness After fixation of proximal humerus fractures: how to deal with it After stabilizing surgery: how to deal with it After rotator cuff repair: how to deal with it	Aitzetmüller Jost Porcellini Pirkl
15:00 – 15:15	Discussion	
15:15	<b>Closing Address</b>	Lajtai

Mark your agenda:  
Next ISC Autumn 2009